



# 5100 Series 60 KW - 100 KW Suspended Fan Forced Heater with Bracket A5175, Dust Shield and Fan Guard

Data Sheet

## General Characteristics 5100 Series 60 KW - 100 KW Suspended Fan Forced Unit Heater

24-Volt Control, Factory pre-programmed - just set your setback temperature in the field, Setback feature allows up to 12 degree setback with easy-to-use adjustable slide switch.

Occupancy sensor defaults to economy mode after one hour, sensor has 94 degree angular range and a 16' linear range.

Temperature range of 50-90 degrees. Up to two stage operation on 5103-5150 Series and up to four stages on 5160-51100 Series.

65-second delay between stages.

Add "SD" as suffix to heater model number for factory built in option.

Heavy gauge steel cabinet with powder coated finish and control compartment housing a master terminal board. The control compartment allows for access through a hinged and latched door, simplifying wiring, installation, and maintenance. Made in U.S.A.

The heating element is a copper clad steel sheath element with continuously brazed steel fins formed to allow side draw through air flow.

All units come equipped with manual reset type limit controls to de-energize the heater should an over-temperature situation occur.

Single speed, single phase permanently lubricated, thermally protected motors with ball bearings. The fan override purges the unit of residual heat at shutdown.

Summer fan switch to operate the fan only, and a heat stratification thermostat for high bay areas.

60 KW and 70 KW are three stage; 80 KW, 90 KW, & 100 KW are four stage.

The optional factory installed step controller is a first on last off sequencer that will cycle the unit heater stages through an optional wall thermostat. Additionally, the step controller can be controlled by any building management system with 4 to 20 MA or 0 - 10 VDC field supplied control signal.

Includes Bracket, Dust Shield and Fan Guard.

## Product Applications 5100 Series 60 KW - 100 KW Suspended Fan Forced Unit Heater

Recommended for all industrial, commercial, and residential. For indoor and outdoor use.

## Warranties 5100 Series 60 KW - 100 KW Suspended Fan Forced Unit Heater

Manufacturer's Limited Warranty: 1 Year.





**5100 Series 60 KW - 100 KW  
 Suspended Fan Forced  
 Heater with Bracket A5175,  
 Dust Shield and Fan Guard**

**Data Sheet**

**Specific Characteristics 5100 Series 60 KW - 100 KW Suspended Fan Forced Unit Heater**

Item #	Watts	BTU's (x 1000)	Volts	PH	Control voltage	Amps	Branch circuit protection size	Weight and Dimensions With Packaging (In)	
								Lbs	W, H, D
USFVB-001	60	204.7	208	3	24	166.7	225	141	30,35,14
USFVB-002	60/45	204.7/153.6	240/208	3	24	144.6/125	200/175	141	30,35,14
USFVB-003	60	204.7	480	3	24	72.3	100	141	30,35,14
USFVB-004	70	238.9	208	3	24	194.4	250	141	30,35,14
USFVB-005	70/52.5	238.9/179.2	240/208	3	24	168.7/145.8	225/200	141	30,35,14
USFVB-006	70	238.9	480	3	24	84.3	110	141	30,35,14
USFVB-007	80/60	273/204.7	240/208	3	24	192.8/166.7	250/225	202	37,39,18
USFVB-008	80	273	480	3	24	96.3	125	202	37,39,18
USFVB-009	90/67.5	307.1	240/208	3	24	216.9/187.5	300/250	202	37,39,18
USFVB-010	90	307.1	480	3	24	108.4	150	202	37,39,18
USFVB-011	100/75	341.3/256	240/208	3	24	241/208.3	350/300	202	37,39,18
USFVB-012	100	341.3	480	3	24	120.4	175	202	37,39,18

**Specific Characteristics 5100 Series 60 KW - 100 KW Suspended Fan Forced Unit Heater**

Item #	CFM at outlet	Fpm at outlet	Temp rise (°F)	HP	Motor RPM	Air throw	Max mounting		Weight and dimensions with packaging (cm)	
							Horizontal	Vertical	Lbs	W, H, D
USFVB-001	3400	1485	60	1/3	1100	50'	18'	31'	141	30,35,14
USFVB-002	3400	1485	60/45	1/3	1100	50'	18'	31'	141	30,35,14
USFVB-003	3400	1485	60	1/3	1100	50'	18'	31'	141	30,35,14
USFVB-004	3400	1485	70	1/3	1100	50'	18'	31'	141	30,35,14
USFVB-005	3400	1485	70/53	1/3	1100	50'	18'	31'	141	30,35,14
USFVB-006	3400	1485	70	1/3	1100	50'	18'	31'	141	30,35,14
USFVB-007	5000	1529	55/41	3/4	1100	65'	22'	40'	202	37,39,18
USFVB-008	5000	1529	55	3/4	1100	65'	22'	40'	202	37,39,18
USFVB-009	5000	1529	61/46	3/4	1100	65'	22'	40'	202	37,39,18
USFVB-010	5000	1529	61	3/4	1100	65'	22'	40'	202	37,39,18
USFVB-011	5000	1529	68/51	3/4	1100	65'	22'	40'	202	37,39,18
USFVB-012	5000	1529	68	3/4	1100	65'	22'	40'	202	37,39,18

**Mounting Brackets and Accessories**

Item #	MFG Model number-Bracket	MFG Model number-Dust Shield	MFG Model number-Fan Guard	Model size - Watts	WT. (LBS) - Bracket
USFVB-001 a USFVB-006	A5175	DS5175	OFG 5175	60 To 70 KW	5
USFVB-007 a USFVB-012	A51100	DS51100	OFG 51100	80 To 100 KW	5




**5100 Series 60 KW - 100 KW  
 Suspended Fan Forced  
 Heater with Bracket A5175,  
 Dust Shield and Fan Guard**

**Data Sheet**

**Dimensions (in) 5100 Series 60 KW - 100 KW Suspended Fan Forced Unit Heater**


Item #	Wide	Deep	High
	A	B	C
USFVB-001 a USFVB-006	30.5	14.5	35.5
USFVB-007 a USFVB-012	37.5	18.5	39.5





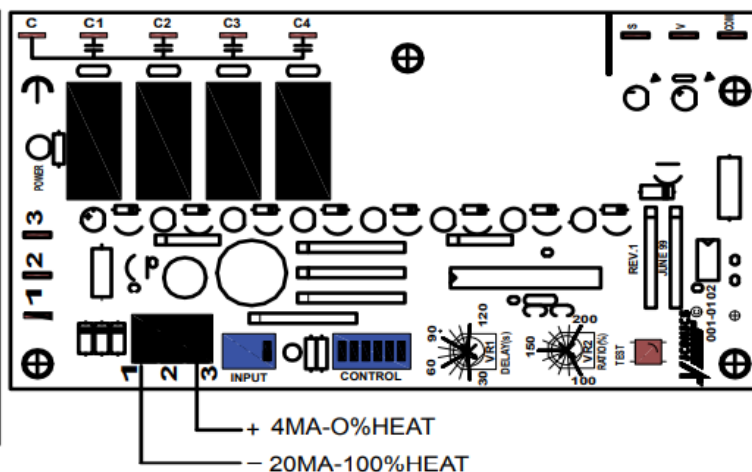
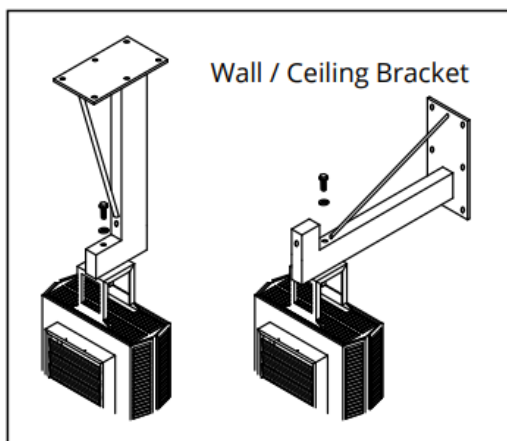
**5100 Series 60 KW - 100 KW  
Suspended Fan Forced  
Heater with Bracket A5175,  
Dust Shield and Fan Guard**

Data Sheet





Optional Factory Installed Electronic Step Controller



3 OR 4 STAGE  
 STEP CONTROL

0-10VDC-CONTROL  
 OR  
 VT7225 THERMOSTAT

+ 4MA-0%HEAT  
 - 20MA-100%HEAT

ID	Author	Description Error	Description Update	Supervisor Name
V1	Angelica Romero	New Data Sheet	New Data Sheet	Jessica Lorenzo